

2023



Taita Chemical Co., Ltd. Investor Teleconference

May 16, 2023





Taita Chemical Co., Ltd

2023 Investor Teleconference

Agenda	Host
General Information	T.M. Yen
2022 Review	T.M. Yen
2023 Outlook	T.M. Yen
Finance Information	Tony Lin
Q & A	Paul Wu



台聚關係企業

2023 Investor Teleconference

General Information

Established	April 6, 1960	Main Products	ABS / SAN
Capital	NT\$ 3.277 Billion (2012) NT\$ 3.976 Billion (2022)		GPS / IPS
Revenue	NT\$ 18.08 Billion (2022 Consolidated)		EPS
	NT\$12.87 Billion (2022 Individual)		GW



台聚關係企業

2023 Investor Teleconference General Information


Tianjin plant (est. since Sept., 2005)



Tianjin plant

- EPS Capacity: 140K MTA
- ** Production stopped since Apr. 20, 2019

Zhong Shan plant (est. since May, 2000)



- EPS Capacity: 180K MTA

Tou Fen plant

Zhangzhou Taita Chemical Co., LTD
(Est. since Jun. 28, 2021)

Chien Chen plant

Zhong Shan plant

Lin Yuan plant

Lin Yuan plant (est. since Aug., 1979)



- ABS/SAN Capacity 120K MTA

Chien Chen plant (est. since Apr.,1960)



- EPS Capacity 60K MTA
- GPS/IPS Capacity 100K MTA

Taipei headquarters
Neihu Technology Park



Glasswool plant (est. since Mar., 1991)
Cubic plant (est. since Jun., 1987)

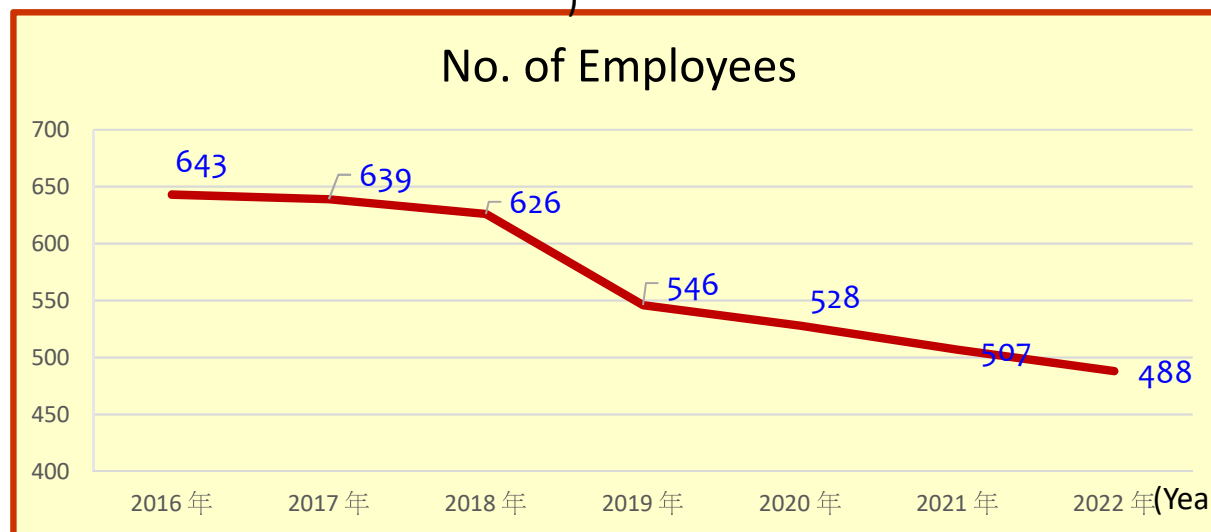
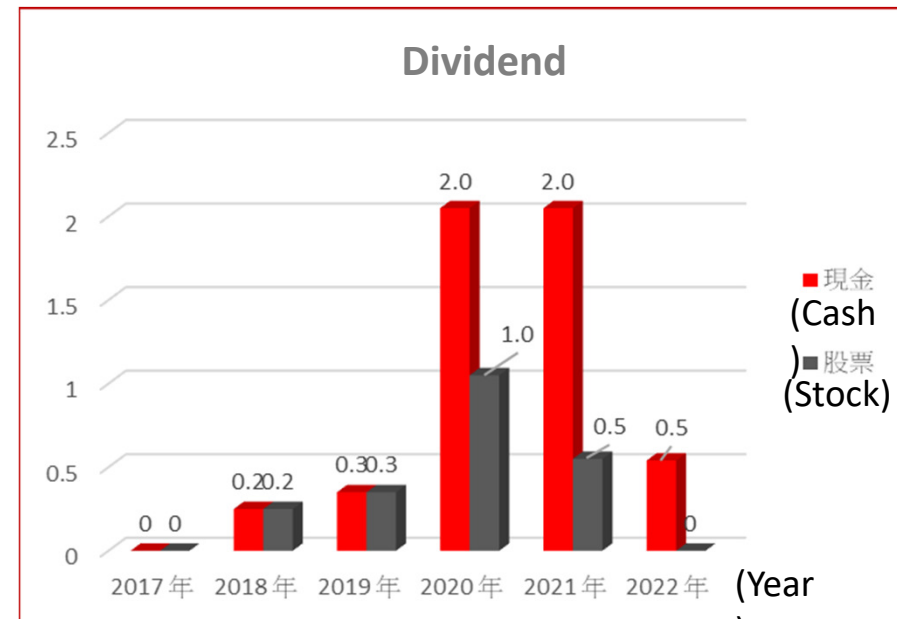
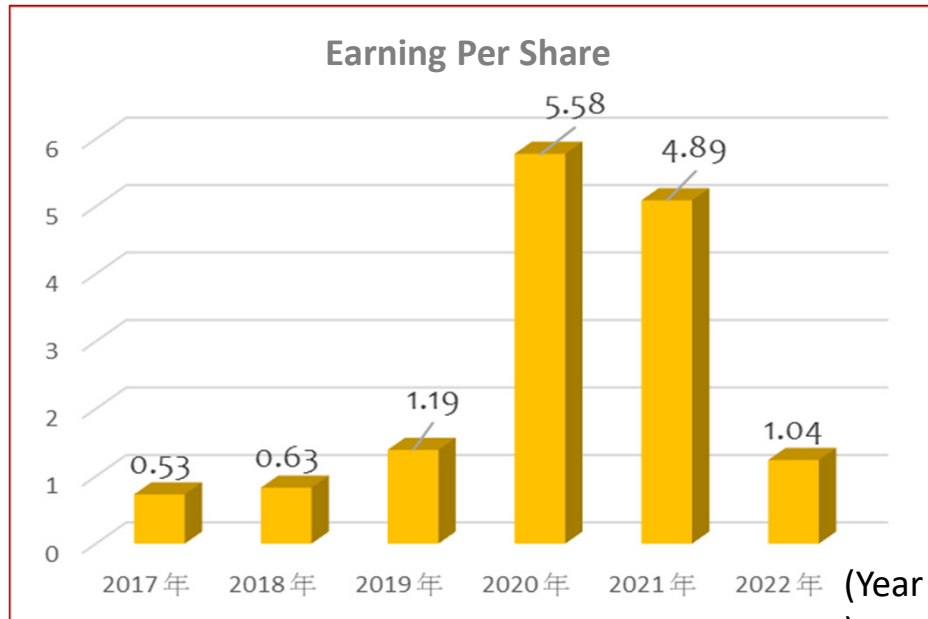


- Glasswool Capacity: 10K MTA
- Cubic printing 200K JIG Annual
- ** Production stopped since Mar. 31, 2022



台聚關係企業

2023 Investor Teleconference General Information



Taita Chemical Co., Ltd

2023 Investor Teleconference

2022 Business Review

- Overall
- Industry
- Spread
- Performance

2022 Business Review-Overall



Diversify to new market
Increase sales volume



2022 Business Review-Industry (China)

Unit: 10KT

	ABS	GPS	EPS	SM
New capacity in 2022	145	84	105	299
Total capacity in 2022	626	494	774	2,010
Total demand In 2022	572	432	341	1,460

Develop market in addition to China & H.K.

Source: Purchasing Dept., USI Group



Develop market in addition to China & H.K.

ABS	2021	2022
China & H.K.	67%	49%
Market in addition to China & H.K.	33%	51%

Target market:
India, Egypt, and S.E. Asia

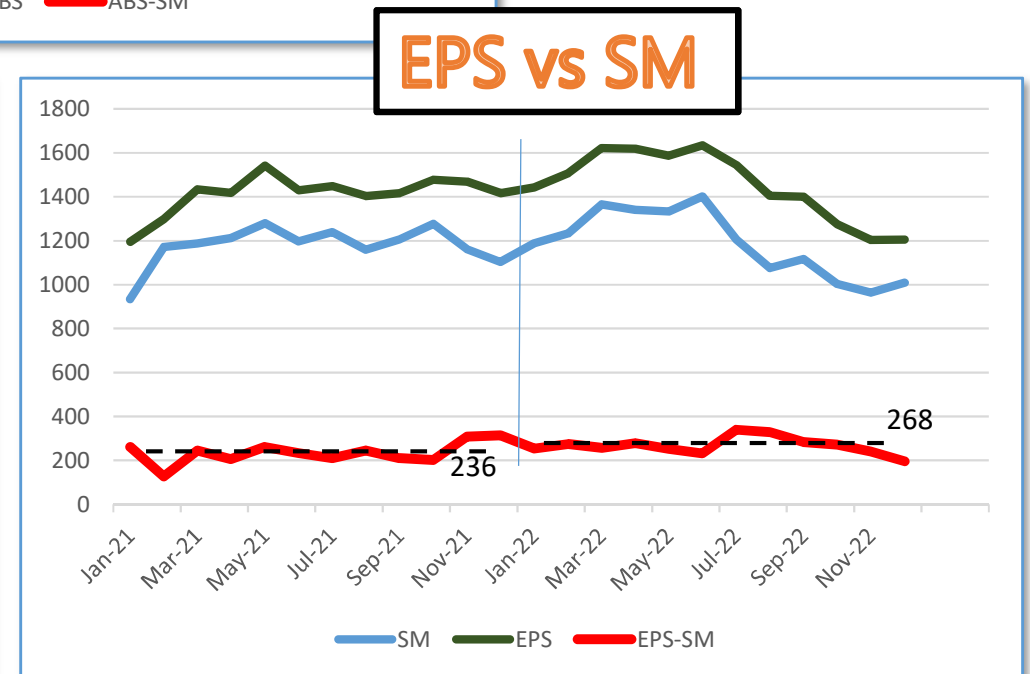
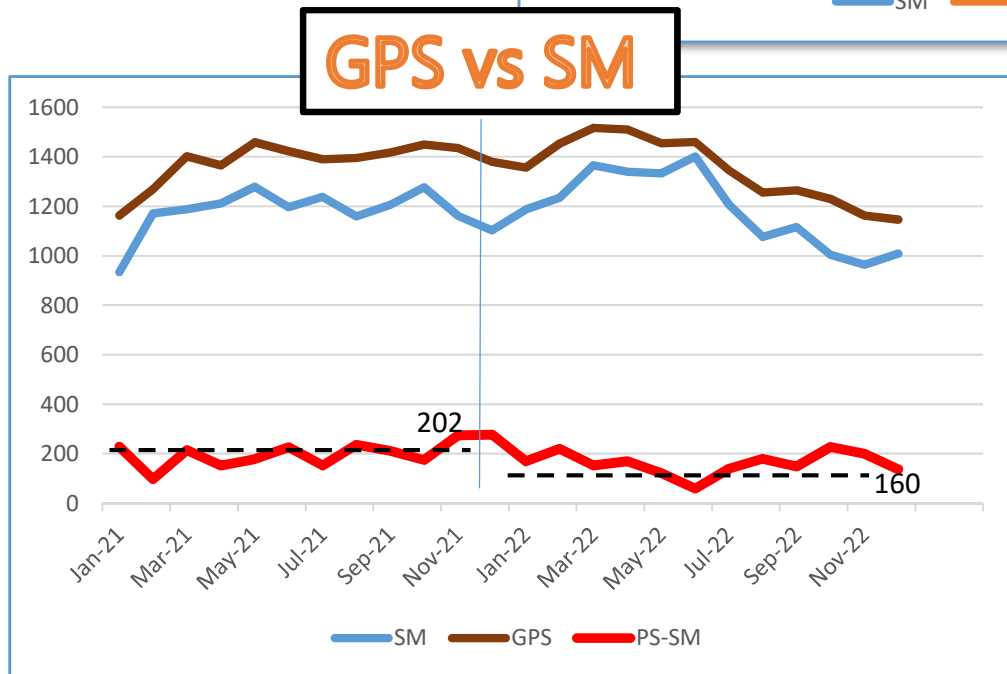
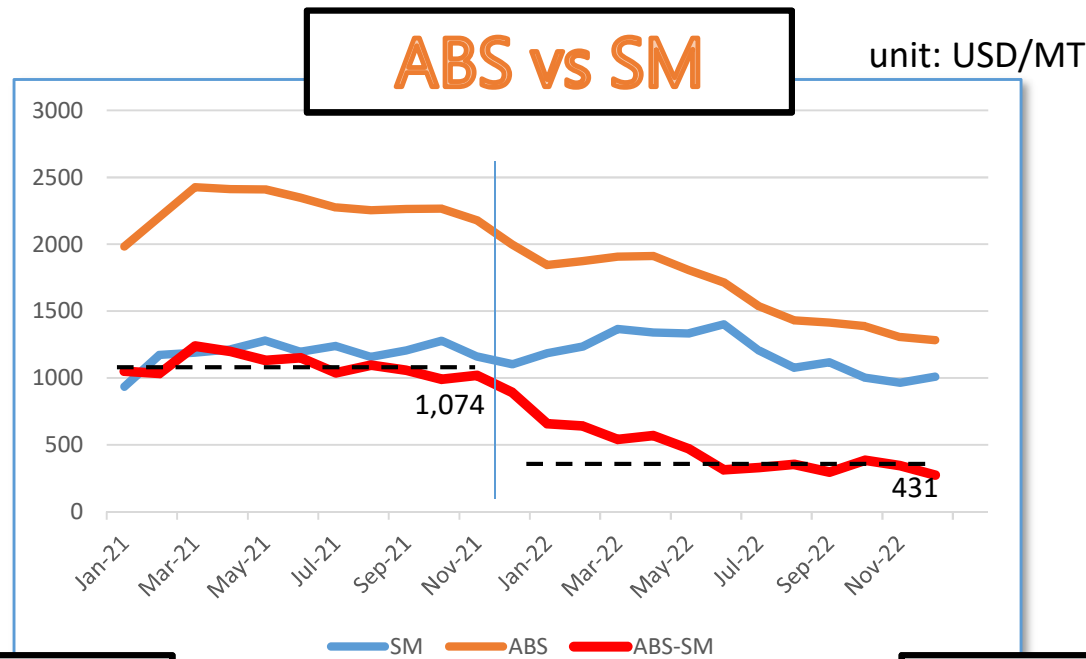
GPS	2021	2022
China & H.K.	52%	17%
Market in addition to China & H.K.	48%	83%

Target market:
Latin America, Africa and S.E. Asia



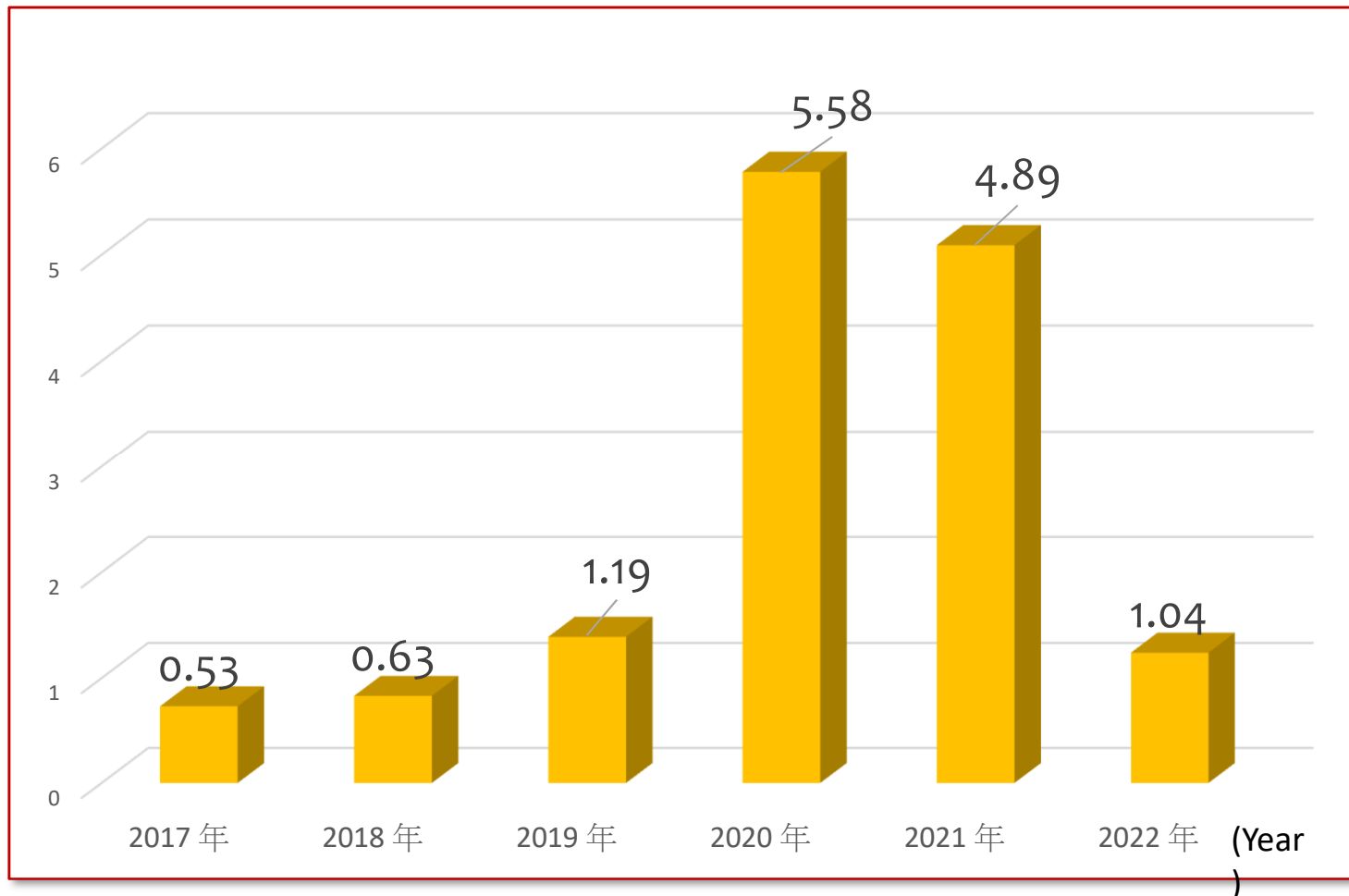
台聚關係企業

2022 Business Review-Spread



Earning Per Share

Unit: NTD



Taita Chemical Co., Ltd

2023 Investor Teleconference

2023 Outlook

- Overall
- Industry
- Strategy
- Performance

2023 Outlook– Overall

China lifted
lockdown

Inflation,
interest rate
continues raising

Market Demand



Grasp demand growth
Sell out capacity

Develop new market
Increase sales volume

2023 Outlook – Industry (China)

Unit: 10KT

	ABS	GPS	EPS	SM
New capacity Est. in 2023	331	304	163	405
Total capacity Est. in 2023	957	798	937	2,415
Total demand Est. In 2023	650	460	370	1,600

Source: Purchasing Dept., USI Group

2023 Outlook – Strategy

First Stage ⇒⇒⇒ Get it done before making it better

- **Develop market in addition to China & H.K.**
- **Increase sales on direct customers**

Second Stage ⇒⇒⇒ Level Up

1. EPS new capacity

⇒ Gu Lei plant (Est. start productions in Q3 2025)

2. Production debottleneck

⇒ ABS + 12,000 MT

⇒ EPS + 4,200 MT



Second Stage: ⇒ ⇒ ⇒ Level Up

Upgrading ESG Performance

Environment Aspect

- ⇒ Selected top 100 Low-Carbon Competitiveness Corporation by Business Weekly in 2022
- ⇒ Toufen plant listed as Energy-saving Benchmark Award by Ministry of Economic Affairs
- ⇒ Environmental expenditure was about NT\$200.44 million, 27% more than year 2021
- ⇒ Put efforts into controlling carbon emission and put ISO14064-1 GHG inventory and external certification into effect.
- ⇒ Regulatory electricity saving 1%, actual electricity saved 1.22%
- ⇒ Water consumption per product reduced 23.56% comparing to year 2017
- ⇒ Greenhouse gas emissions reduced 15% comparing to year 2017 (3 plants of Taiwan)

Social Aspect

- ⇒ Put PSM(Process Safety Management) training and development into effect.
- ⇒ Donation for epidemic rapid test kits and taking care of communities, adoption of air purification zones, joining the patrol system of industry area, subscribe organic fruit from local farmers, and sponsoring USI Education Foundation.
- ⇒ Zero job-related injuries (including contractor) and lasted 6.84million hours
- ⇒ 100% health examination among all our employees.

Governance Aspect

- ⇒ Evaluated top 5% of a market value between NT\$5 and NT\$10 Billion companies according to 2022 Corporate Governance Evaluation by the Taiwan Stock Exchange (the TWSE)
- ⇒ Top 500 excellent manufacturers for export and import certified by Taiwan Bureau of Foreign Trade in 2022.
- ⇒ "Gold Corporate Sustainability Report Award" at the Taiwan Corporate Sustainability Awards (TCSA) in 2022



台聚關係企業

2023 Business Review-Performance

Develop market in addition to China & H.K.

ABS	2021	2022	Jan.~Mar. 2023
China & H.K.	67%	49%	23%
Market in addition to China & H.K.	33%	51%	77%

Target market:
India, Egypt, and S.E. Asia

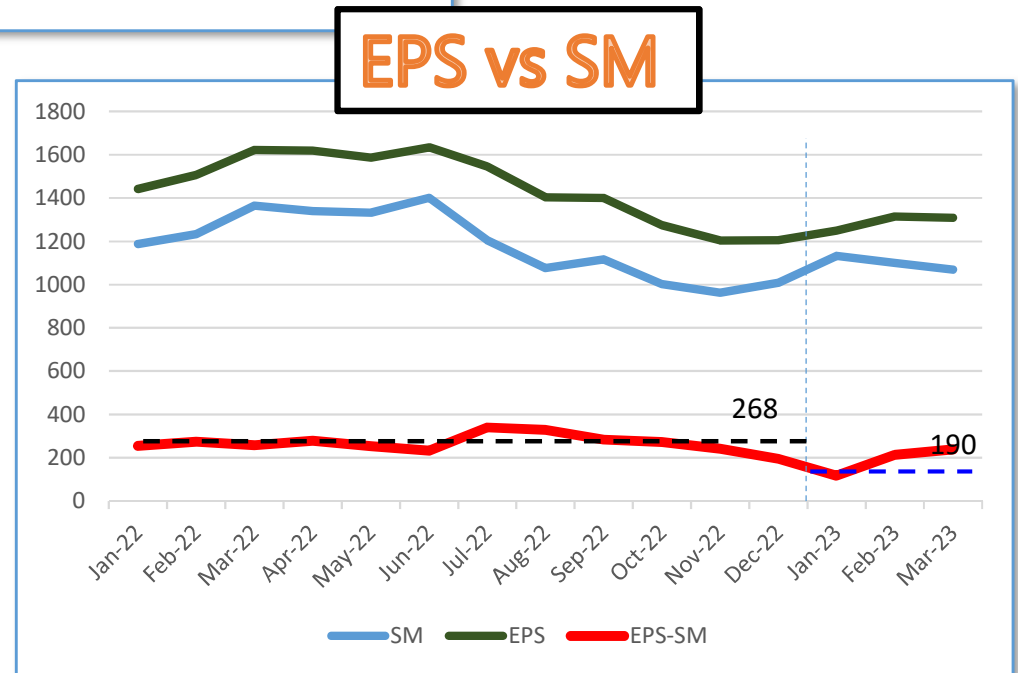
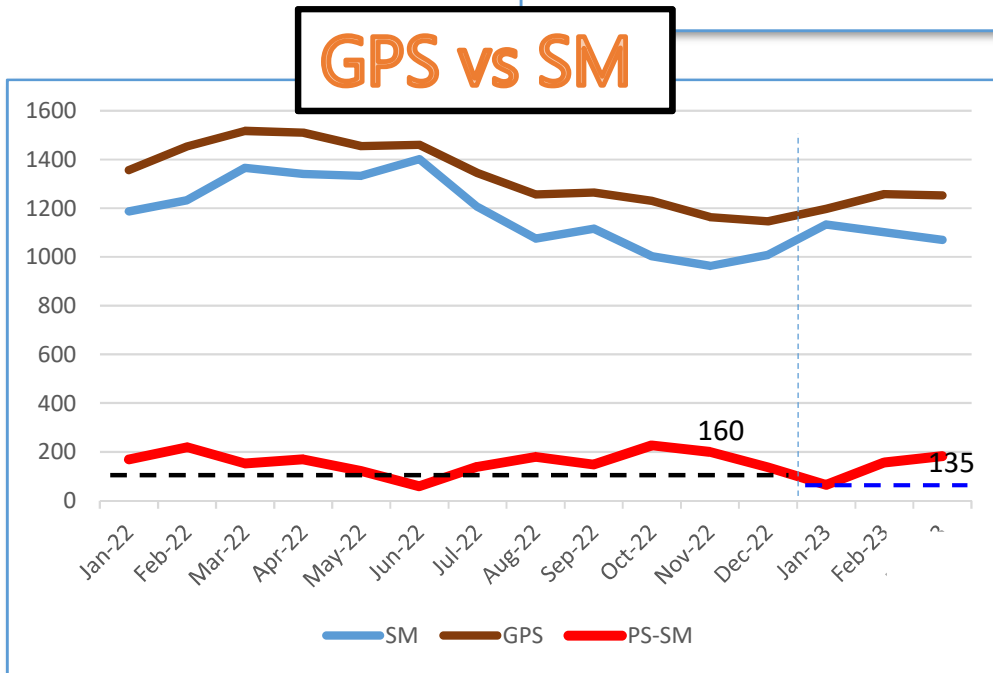
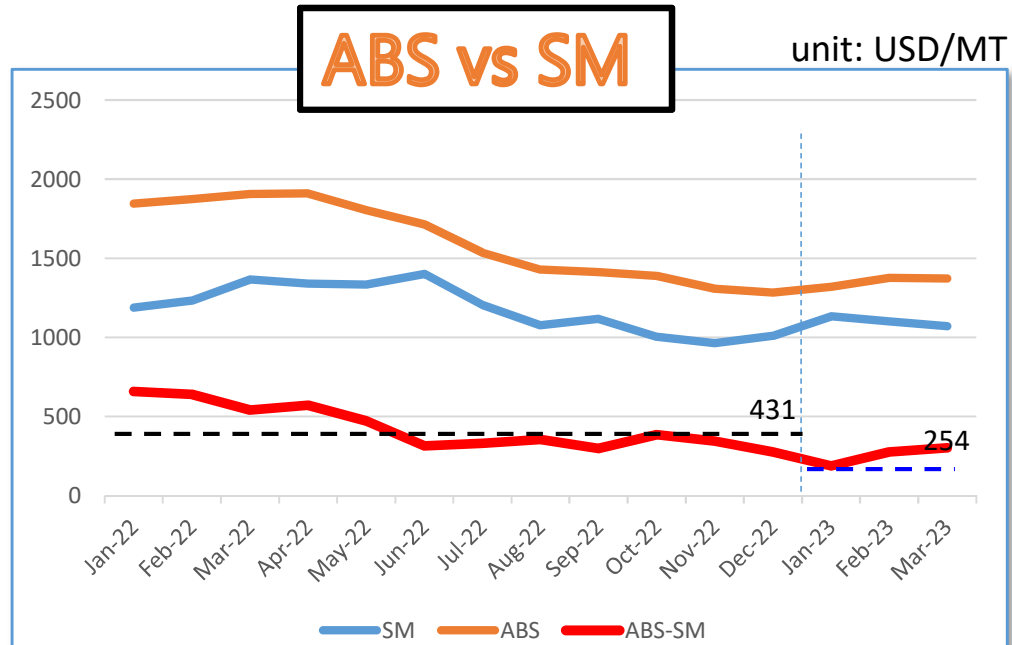
GPS	2021	2022	Jan.~Mar. 2023
China & H.K.	52%	17%	9%
Market in addition to China & H.K.	48%	83%	91%

Target market:
Latin America, Africa and
S.E. Asia



台聚關係企業

2023 Business Review-Performance



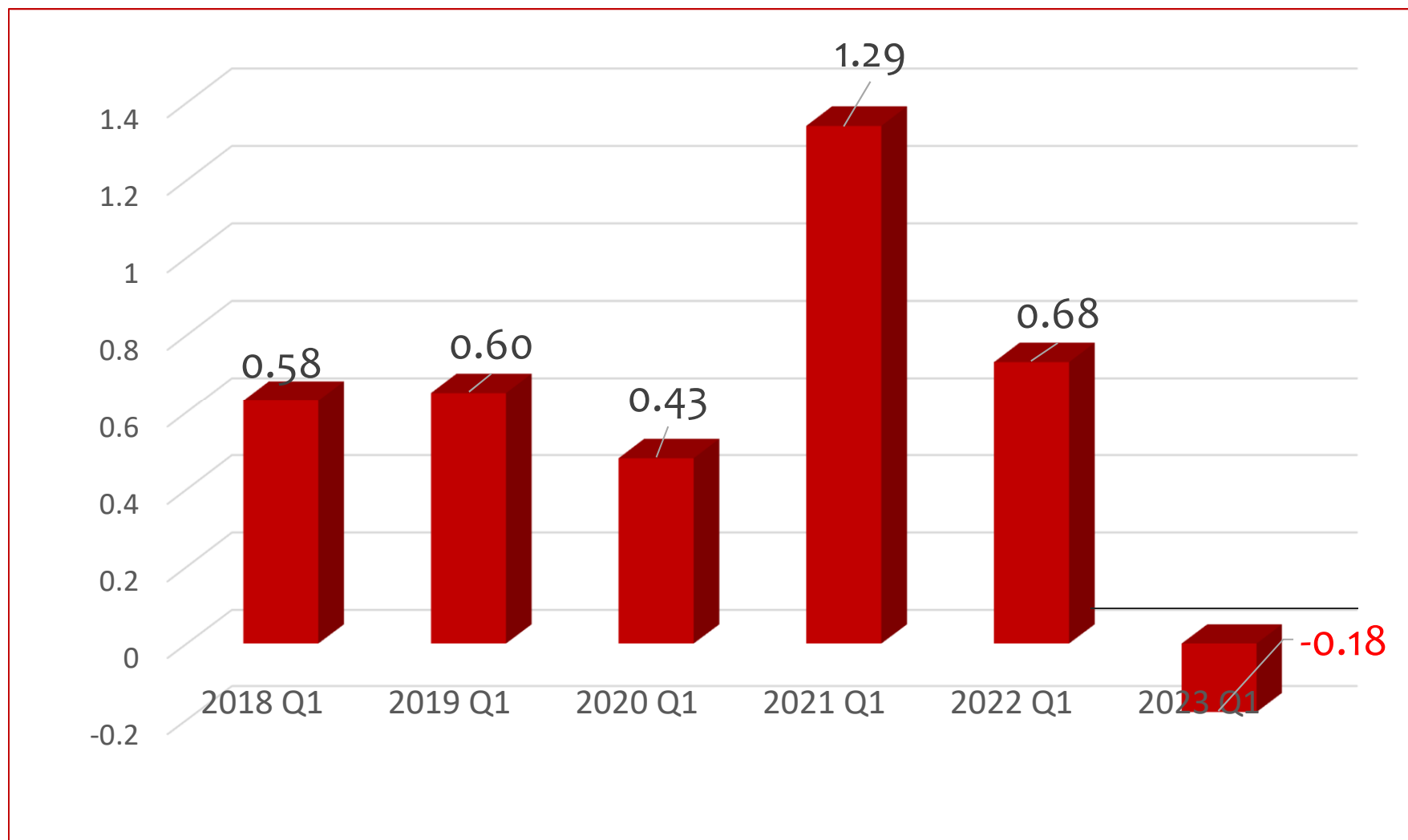


台聚關係企業

2023 Business Review-Performance

Earning Per Share

Unit: NTD



Taita Chemical Co., Ltd

2023 Investor Teleconference

Finance Information

- * Consolidated I/S
- * Sales by Product
- * Financial Ratio Analysis

TAITA CHEMICAL CO.,LTD.
Consolidated Statements of Income
 (In millions of NTD, except per share data)

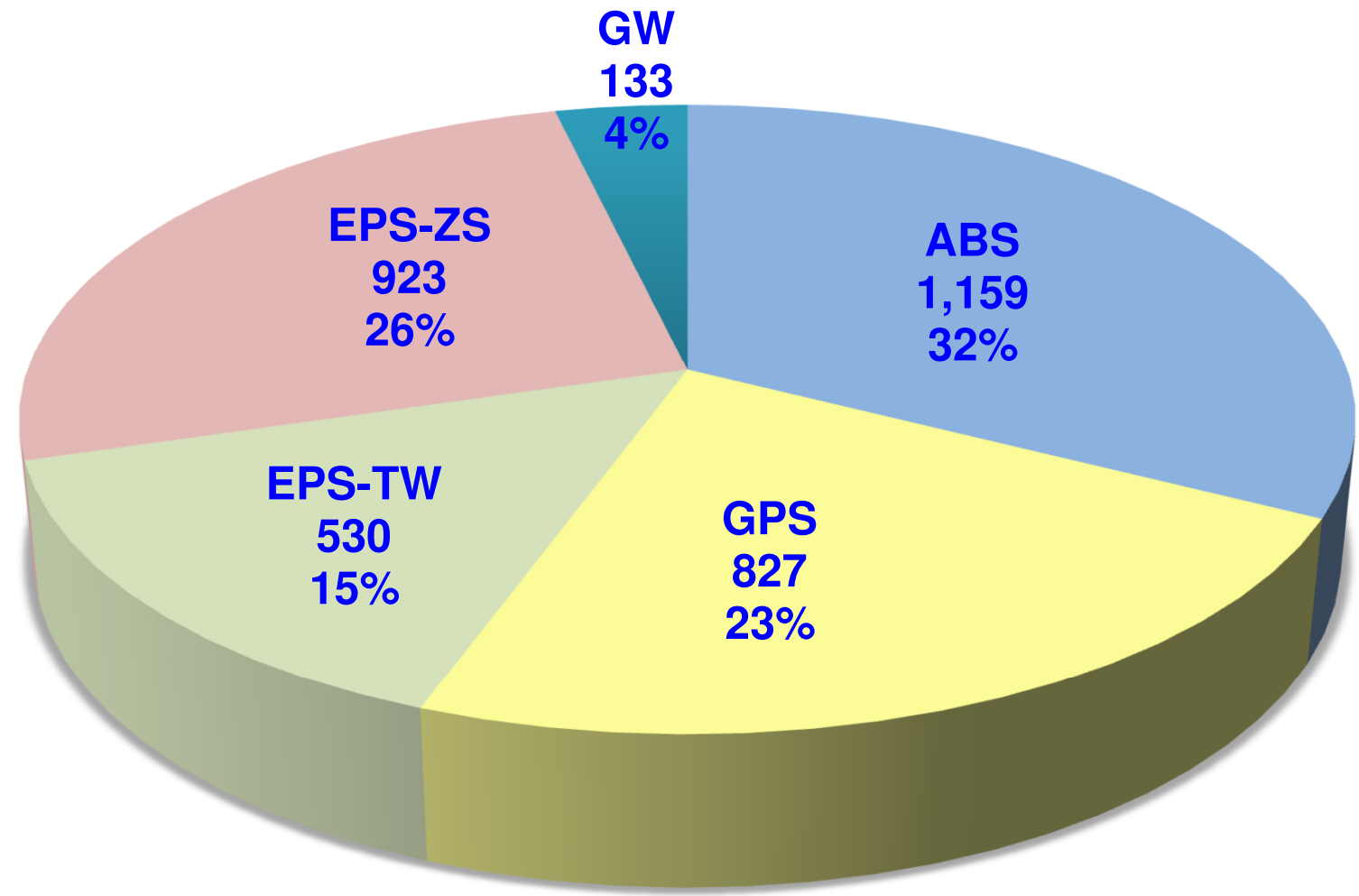
	2023Q1	2022Q1	YoY%	2022	2021	2020
Sales Volume(MT)	85,966	94,590	-9.1%	373,976	436,618	441,029
Sales	3,575	4,536	-21.2%	18,084	20,771	15,498
Cost of goods sold	3,475	3,926	-11.5%	16,324	17,385	12,375
Gross profit	100	610	-83.6%	1,760	3,386	3,123
gross profit ratio	4%	14%		10%	16%	20%
Operating expenses	213	394	-45.9%	1,535	1,139	702
Operating income(loss)	(113)	216	-152.3%	225	2,247	2,421
operating income(loss) ratio	(3%)	5%		1%	11%	16%
Non-operating income	21	105	-80.0%	319	160	61
Profit(loss) before tax	(92)	321	-128.7%	544	2,407	2,482
Tax expense(income)	(20)	62	-132.3%	132	557	562
Profit (loss)	(72)	259	-127.8%	412	1,850	1,920
profit(loss) ratio	(2%)	6%		2%	9%	12%
Earnings(loss) per share(NTD)	(0.18)	0.65	-127.7%	1.04	4.65	5.07



台聚關係企業

Product-specific revenue (2023/Q1)

(In millions of NTD)



TAITA CHEMICAL CO.,LTD.
Financial ratio analysis(Consolidated Statement)

	2022	2021
Operating income margin(%)	1.24	10.82
Net income margin(%)	2.28	8.91
Debt ratio(%)	22.02	28.69
Current ratio(%)	442.35	311.13
Quick ratio(%)	355.31	254.06
Accounts receivable turnover days	41	41
Inventory turnover days	24	20

Taita Chemical Co., Ltd

2023 Investor Teleconference

Disclaimer

This presentation includes the company's current information and any development or adjustments there of will be published according to laws, regulations or rulings. The company is not obligated to update or revise this presentation.

The information in this presentation is not for investment advices.



台聚關係企業

Taita Chemical Co., Ltd

2023 Investor Teleconference

